

**MOPAR HARDWARE**

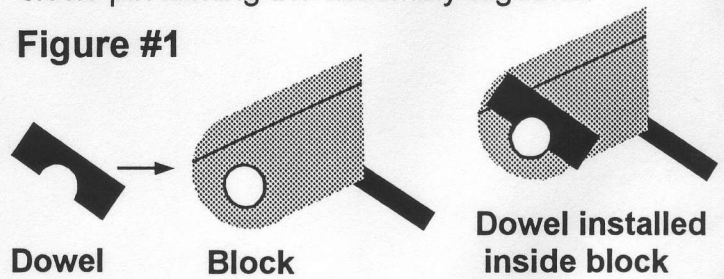
SUPPLEMENTAL HARDWARE FOR AS-1  
USED WITH TORQUEFLITE 904 AND 727  
TRANSMISSIONS

**Important:**

For maximum safety, with any air or electric shifter, always put the transmission in park when working on the car with the engine running.

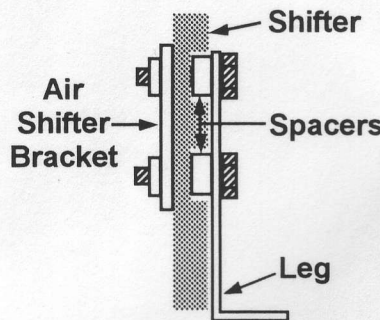
On Chrysler shifters the enclosed notched dowel **must** be installed in the striker block as shown in figure 1. Slip the striker block into the shifter, hold the dowel inside the block and slide in the clevis pin locking the assembly together.

**Figure #1**

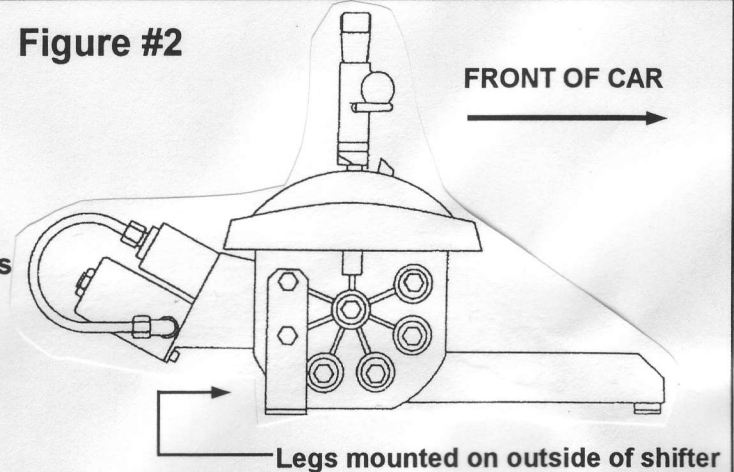


On Chrysler versions of the Turbo Action Cheetah Shifter, the rear mounting legs must be relocated to the outside of the shifter body. Using the supplied 1/4" spacers and 7/8" long bolts, bolt the legs, spacers and air shifter in place as shown in figure #2.

**END VIEW OF LEG MOUNTING**



**Figure #2**



**MOPAR HARDWARE**

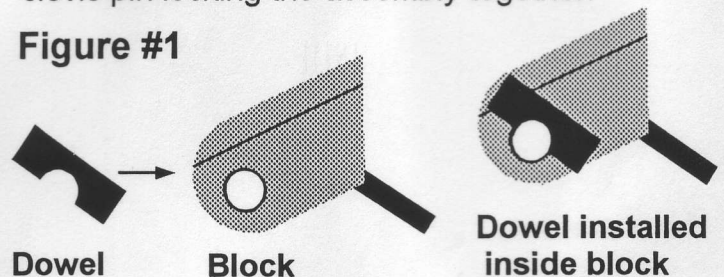
SUPPLEMENTAL HARDWARE FOR AS-1  
USED WITH TORQUEFLITE 904 AND 727  
TRANSMISSIONS

**Important:**

For maximum safety, with any air or electric shifter, always put the transmission in park when working on the car with the engine running.

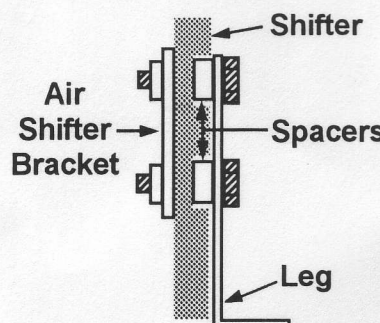
On Chrysler shifters the enclosed notched dowel **must** be installed in the striker block as shown in figure 1. Slip the striker block into the shifter, hold the dowel inside the block and slide in the clevis pin locking the assembly together.

**Figure #1**



On Chrysler versions of the Turbo Action Cheetah Shifter, the rear mounting legs must be relocated to the outside of the shifter body. Using the supplied 1/4" spacers and 7/8" long bolts, bolt the legs, spacers and air shifter in place as shown in figure #2.

**END VIEW OF LEG MOUNTING**



**Figure #2**

